

# CASCADE 6060CW

## SPECIFICATIONS

- All dimensions are plus or minus 1/4" (Maximum Tolerance)
- Atlantis Whirlpools reserve the right to make changes without notice.
- Copyright © All Rights Reserved

**MODEL:** 6060CW

**SIZE:** 59 1/4" X 59 1/4"

**EST. BOXED WEIGHT:** 150 lbs. (TUB ONLY)

**EST. BOXED WEIGHT:** 185 lbs. (WHIRLPOOL OR AIR)

**EST. BOXED WEIGHT:** 232 lbs. (WHIRLPOOL w/AIR)

**BOXED SIZE:** 63" X 71" X 26"

**AVERAGE FILL (gallons):** 75

**PUMP SIZE:** 1.5 HP

**BLOWER:** 1.0 HP

**ELECTRICAL:** 110V 20 AMP CIRCUIT

**MATERIAL:** Acrylic reinforced fiberglass

**Standard Colors:** White, Bone, Almond,  
Biscuit, Sterling Silver, Linen

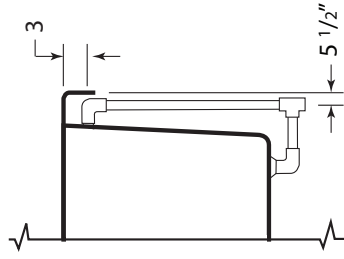
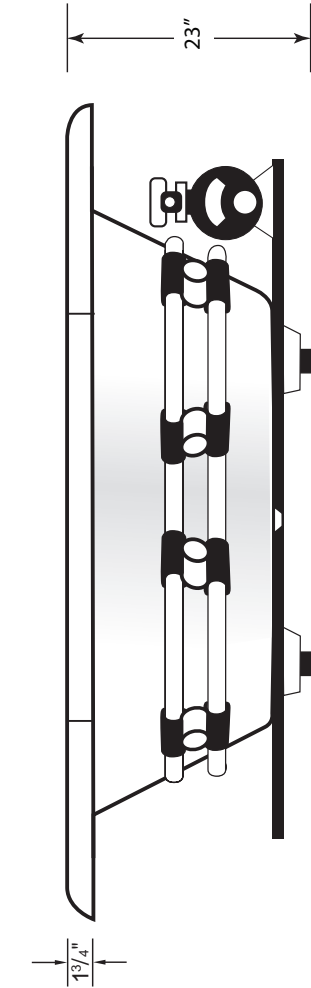
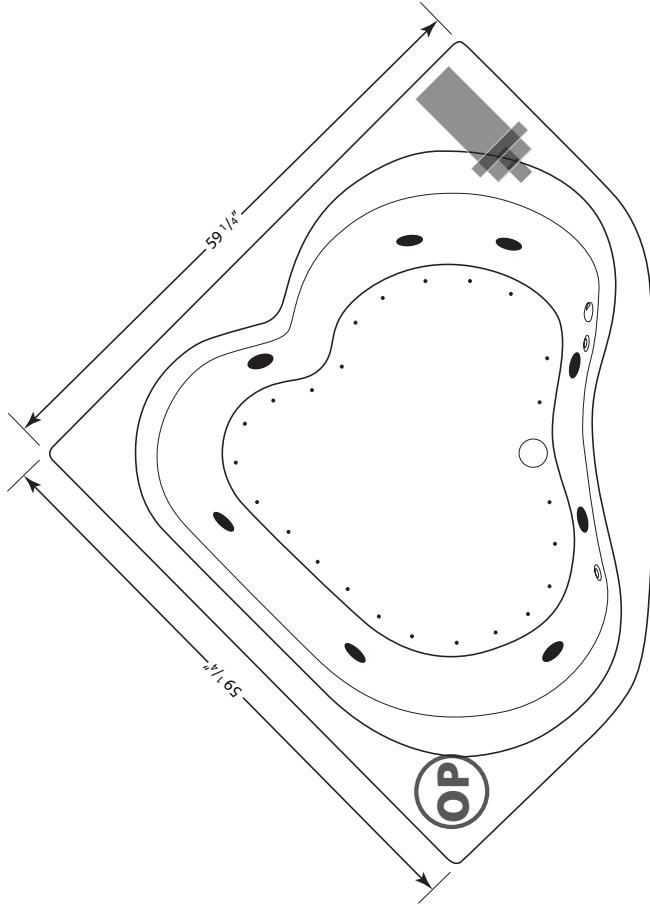
**Standard Features:** Air Switch

**Jets:** 8 Star Jets

**Air Controls:** 2

**Suction Fittings:** 1

**Air Injectors:** 24



DRAWING NOT TO SCALE

Interior Depth	Interior Length Top	Interior Width Top	Interior Length Bottom	Interior Width Bottom
21	53 1/4	45	44 1/2	38



**ANSI-Z.124.1**  
**ASME-A.112.19.7**



A Division of Spa World Corp.  
2320 NW 147 Street, Miami, FL 33054  
PH: 866.588.8008 • FAX: 866.577.9225  
www.atlantiswhirlpools.com

10-1104

**OP** OPTIONAL PUMP LOCATION



**STANDARD PUMP LOCATION**