



**PRO-FIT®**

3660

Rectangular Whirlpool or Bath




Model 6018  
Shown in White  
with EverBrass (PVD) trim

## Features

- 59-3/4" x 35-3/4" x 21-1/4" Rectangular whirlpool or bathtub
- Simple air-switch operation
- Single-speed pump
- Six powerful Ultra-Swirl jets
- Two air controls
- Optional removable apron
- Color-Match trim, metal upgrades available  
(Consult Price Book for specific colors)
- Available in Standard Colors  
(Consult Price Book for specific colors)
- Outstanding protection – Mansfield® Limited One Year Acrylic Warranty

Model No.	Description	Approx. Wt.
6018	59-3/4" x 35-3/4" x 21-1/4" Rectangular whirlpool. Specify color and options when ordering.	100 lbs. (45 kg)
6518	59-3/4" x 35-3/4" x 21-1/4" Rectangular bath. Specify color and options when ordering.	80 lbs. (36 kg)
PF1325	Five foot apron	15 lbs. (6.7 kg)
SWP150	Factory installed nailing flange	2 lbs. (.9 kg)
SWAP00	Nailing flange kit	2 lbs. (.9 kg)
SWP151	Factory installed In-line heater	3 lbs. (1.3 kg)
PF1320	Chrome lift and turn drain kit	1 lbs. (.4 kg)
PF1321	Everbrass lift and turn drain kit	1 lbs. (.4 kg)
PF1322	Brushed nickel lift and turn drain kit	1 lbs. (.4 kg)
PF1323	Oil Rubbed Bronze lift and turn drain kit	1 lbs. (.4 kg)
PF1335	Chrome trim upgrade	1 lbs. (.4 kg)
PF1336	Everbrass trim upgrade	1 lbs. (.4 kg)
PF1337	Brushed nickel trim upgrade	1 lbs. (.4 kg)
PF1338	Oil Rubbed Bronze trim upgrade	1 lbs. (.4 kg)



# 3660

## Rectangular Whirlpool or Bath

# PRO-FIT®

### Upgrades

#### Removable Apron - 5 ft. Model

- This upgrade provides quick and easy access through removable apron to whirlpool pump and interior parts.



#### Factory Installed In-line Heater

- A reliable, heating control upgrade maintains water temperature at desired level and operates when flow of water is detected in the system. Features a standard plug for easy electrical connection (GFCI: 120V, 20 amp dedicated circuit required to power this heater).



#### Factory Installed Nailing Flange

- Code approved, nailing flange option makes watertight installation easy and secure. Note: Nailing flange not available on all models, check specific model optional upgrade listing.



#### Lift & Turn Drain Kit Chrome, Everbrass (PVD), Brushed Nickel and Oil Rubbed Bronze

- The lift and turn drain kit provides simple and easy draining of the bathtub.



#### Nailing Flange Kit

- Code approved kit featuring flange material, sticky tape and instructions.
- Makes watertight installation easy and secure.

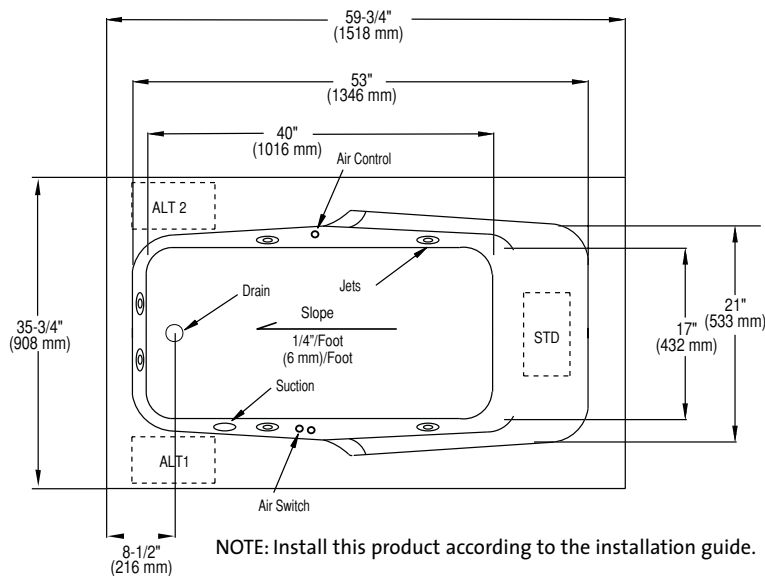


#### Trim Upgrade

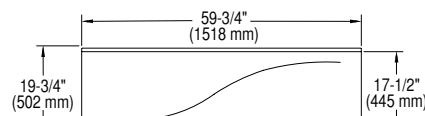
- This option allows an upgrade to Chrome, Everbrass (PVD), Brushed Nickel and Oil Rubbed Bronze trim including jets, intake, control and air controls..

### Technical Information

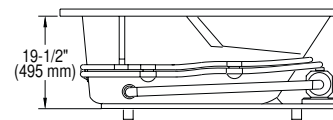
**Installer Note:** Due to the freeform shape of the tub shell, it is recommended that the tub be on the jobsite before making the final cut-out for drop-in installation.



Note: Measurements may vary 1/4" (+/-)



Optional Removable Apron



Pump locations are shown for clarity. STD-standard pump location. ALT1 and ALT2 - alternate pump locations.

Note: If a factory installed nailing flange is added to a unit, add 1/8" to each side flanged.

### Specifications

Dimensions	59-3/4" x 35-3/4" x 21-1/4"	Number of Jets	Six
Material	Acrylic, fiberglass reinforced	Air Volume Control	Two
Construction	Self-contained, pre-plumbed whirlpool bath	Water Capacity	45 gal. max., 32 gal. min. (418 liters/361 liters)
Pump Motor	Single speed, 120 volt, 60 HZ, 5.5-5.9 amps, single phase premounted	Floor Loading	47 lbs./sq. ft. (229 kg/m <sup>2</sup> )
Electrical Requirements	20 volt, 20 AMP, GFCI	Shipping Weight (whirlpool)	140 lbs. (64 kg)
		Shipping Weight (bathtub)	120 lbs. (54 kg)
		Warranty	Limited One Year

These dimensions are nominal and subject to change without notice.

When tested for compliance to the requirements of ANSI A112.19.7M for "Whirlpool Bath Appliances" and ANSI Z124.1.2M "American National Standard for Plastic Bathtub and Shower Units", the tested units are found to comply and are acceptable for listing under IAPMO R & T.

Certified for permanent electrical connection only.

Form No. M6018 Printed in U.S.A. 1/10  
© 2010 Mansfield Plumbing Products, LLC

© Pro-fit is a registered trademark of Mansfield Plumbing Products, LLC.

Mansfield Plumbing Products LLC • Customer Service Toll Free 800-999-1459 • Fax 903-655-3503  
Website: [www.mansfieldplumbing.com](http://www.mansfieldplumbing.com) • Email: [custserv@mansfieldplumbing.com](mailto:custserv@mansfieldplumbing.com)