

# Brentwood™ Whirlpool/Bath

72" x 42" x 22-1/2"



## Features

- Rectangular whirlpool or bath
- Deep bathing well
- Hydro-V™ back jet system: Six jets massage upper and middle back muscles while two spinning jets massage the lower back.
- Four body jets and two foot jets, adjustable in direction and flow, create a deep, therapeutic massage.
- Dual air controls adjust the power of the whirlpool action
- Trim available in Color-Match, Chrome, Everbrass (PVD), Brushed Nickel and Oil Rubbed Bronze
- Outstanding Protection — Mansfield® Limited Ten Year Warranty



Model 5075LUX

## Options

Model #	Description	Feature	
SWA100	"Rainbow" Pillow	Water-proof, removable, washable	
Cable Drain		Metal Trim	
SW1319	Standard Colors	SW1335	Chrome
SW1320	Polished Chrome	SW1336	Everbrass (PVD)
SW1321	Everbrass (PVD)	SW1337	Brushed Nickel
SW1322	Brushed Nickel	SW1338	Oil Rubbed Bronze
SW1323	Oil Rubbed Bronze		-

Swirl-way® is a registered trademark of Mansfield Plumbing Products, LLC.

Form No. M5075/5575 Printed in U.S.A. 11/11  
© 2011 Mansfield Plumbing Products, LLC



**MADE IN USA**




Mansfield Plumbing Products LLC • Customer Service Toll Free 877-850-3060 • Fax 419-938-6234  
Website: [www.mansfieldplumbing.com](http://www.mansfieldplumbing.com) • Email: [custserv@mansfieldplumbing.com](mailto:custserv@mansfieldplumbing.com)

# Brentwood™ Whirlpool/Bath

72" x 42" x 22-1/2"

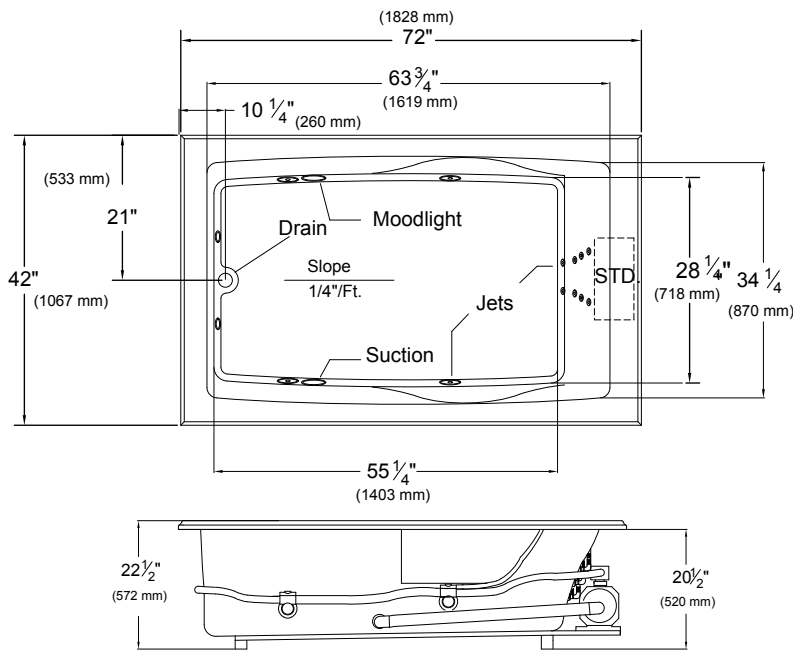


## Specifications

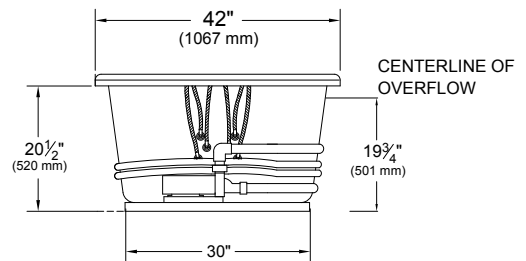
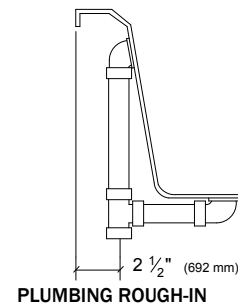
Model #	Description	Approximate Weight	Codes/Standards
5575	Rectangular bath	125 lbs.	  
5075BAS	Swirl-way® Basic Whirlpool	135 lbs.	
5075LUX	Swirl-way® Luxury Whirlpool	135 lbs.	

Specification	Description	Specification	Description
Material	Acrylic, fiberglass reinforced	Number of Jets	14
Construction	Self-contained, pre-plumbed whirlpool bath, mounted on a pre-leveled base	Water Capacity	88 gal. (min.) / 99 gal. (max.)
Pump Motor	Basic (single speed), Luxury (variable speed) 120v, 60 Hz, 13.5 max amp, single phase pre-mounted	Floor Loading Weight	47 lbs. / sq. ft. (229 kg/m <sup>2</sup> )
Electrical Requirements	Basic: One 120V, 20 Amp, GFCI dedicated circuit Luxury: Two separate 120V, 20 Amp, GFCI dedicated circuit	Shipping Weight	165 lbs. - bath 175 lbs. - whirlpool
On/Off Control	Basic: 1-button electronic control pad Luxury: 5-button electronic control pad with floating remote control	Warranty	Limited Ten Year

## Technical Information



Pump location shown for clarity.  
STD - Standard Location



Rough-in measurements may vary 1/4" (+/-)

These dimensions are nominal and subject to change without notice.

Please visit our website to view IAPMO certification information – [www.mansfieldplumbing.com](http://www.mansfieldplumbing.com)

Swirl-way® is a registered trademark of Mansfield Plumbing Products, LLC.

Form No. M5075/5575 Printed in U.S.A. 11/11  
© 2011 Mansfield Plumbing Products, LLC

Mansfield Plumbing Products LLC • Customer Service Toll Free 877-850-3060 • Fax 419-938-6234  
Website: [www.mansfieldplumbing.com](http://www.mansfieldplumbing.com) • Email: [custserv@mansfieldplumbing.com](mailto:custserv@mansfieldplumbing.com)



**MADE IN USA**