

MIRAGE 3660MW

S P E C I F I C A T I O N S

- All dimensions are plus or minus 1/4" (Maximum Tolerance)
- Atlantis Whirlpools reserve the right to make changes without notice.
- Copyright © All Rights Reserved

MODEL: 3660MW

SIZE: 35 1/2" X 59 3/4"

EST. BOXED WEIGHT: 135 lbs. (TUB ONLY)

EST. BOXED WEIGHT: 170 lbs. (WHIRLPOOL OR AIR)

EST. BOXED WEIGHT: 217 lbs. (WHIRLPOOL w/AIR)

BOXED SIZE: 39" X 66" X 28"

AVERAGE FILL (gallons): 50

PUMP SIZE: 1.5 HP

BLOWER: 1.0 HP

ELECTRICAL: 110V 20 AMP CIRCUIT

MATERIAL: Acrylic reinforced fiberglass

Standard Colors: White, Bone, Almond,
Biscuit, Sterling Silver, Linen

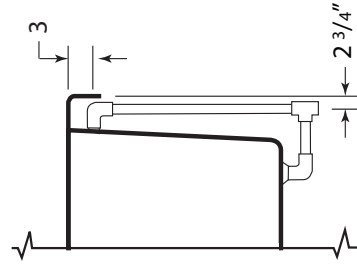
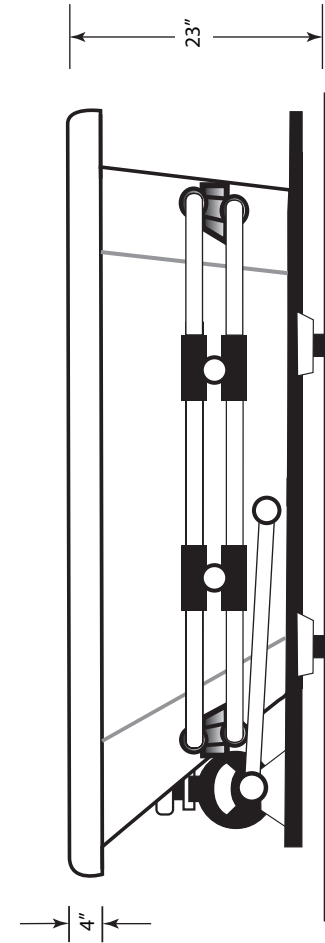
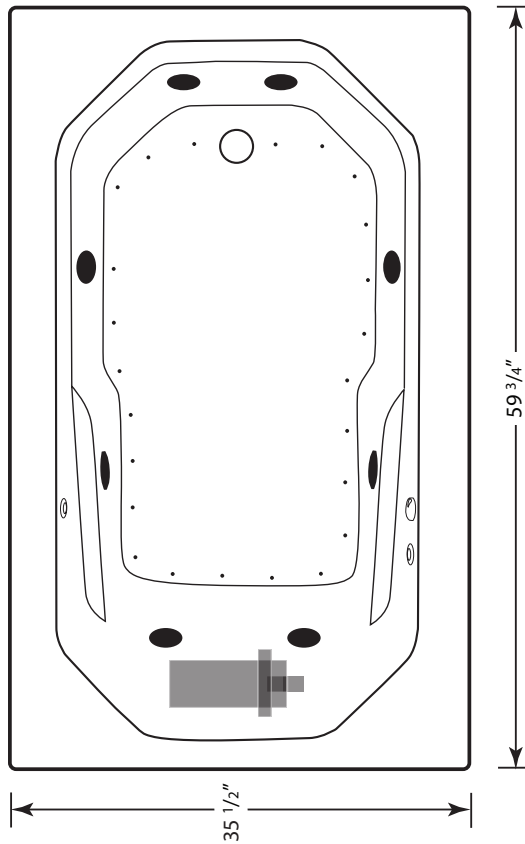
Standard Features: Air Switch

Jets: 8 Star Jets

Air Controls: 2

Suction Fittings: 1

Air Injectors: 24



DRAWING NOT TO SCALE

Interior Depth	Interior Length Top	Interior Width Top	Interior Length Bottom	Interior Width Bottom
18 1/4	54 1/4	28	42	23 1/2



ANSI-Z.124.1
ASME-A.112.19.7



A Division of Spa World Corp.
2320 NW 147 Street, Miami, FL 33054
PH: 866.588.8008 • FAX: 866.577.9225
www.atlantiswhirlpools.com

STANDARD PUMP LOCATION

